

**MGCC Small Business Assistance Grant Program
FY2016 Performance and Demographics Report**

INFOGRAPHIC



1,891
Business Clients
Received
In-Depth
Technical
Assistance
/Training
from 24
Agencies



**27% Increase over
last year**



1:1 Assistance = 64%



Workshops/Training = 36%



2,650 Jobs

(1,056 created/1,594 Preserved)



93% of
Business
Clients fit
one or more
underserved
category




**47%
Minorities**



**29%
Immigrants**




**52% LMI
Communitie**




**64% LMI
Owners**



**11%
Unemployed**



**3%
Veterans**



**1%
Cooperatives**

*LMI: Low/Moderate Income



74% of
Businesses
achieved a
positive
outcome:
Opened, Grew
or Stabilized



**416 (22%)
New Businesses
Created**



**550 (29%)
Businesses
Grew**



**439 (23%)
Businesses
Stabilized**



**\$29,970,094
Loaned to 367 businesses**